

HIWATT

Welcome to Hiwatt.

Proudly producing generations of iconic British tone for the World's best artists. Legendary headroom, clean and clear sounds, great for pedals and studio work, unbeatable live onstage.



AMPLIFIER FEATURES*

- Hiwatt's classic solid state bass amplifier with historic analog preamp.
- Class D output section for maximum efficiency and punch.
- Small size perfect for green room and tour bus rehearsals.
- 3-band Parametric EQ.
- Built in limiter.
- Auxiliary in and wireless connectivity for practicing along to your favourite songs.
- Headphone out for silent practice sessions.



IMPORTANT SAFETY INSTRUCTIONS

Please read these instructions carefully before switching your amplifier on.

Please ensure that the voltage selector/indicator and fuses match the supply voltage of the country in which the amplifier is being used.

Do not switch the amplifier on without the loudspeaker connected. It is important that the amplifier and speaker are matched at the correct impedance. Failure to do so can result in damage to the amplifier and speaker.

Never attempt to by-pass fuses or fit fuses of incorrect value.

Never attempt to use an amplifier in wet or damp conditions.

Protect the power cord from being walked on or pinched. Do not modify.

All servicing should be carried out by a professionally qualified service technician.

Always ensure free movement of air around the amplifier to prevent overheating.

Do not attempt to remove the amplifier chassis, there are no user serviceable parts inside.

Always use the mains lead that is provided with your amplifier. If a replacement is needed, please contact your Hiwatt Dealer.

Always unplug the amplifier during lightning storms and when unused for prolonged periods of time.

WARNING – if used improperly or without proper safeguards this equipment can cause hearing damage or loss of hearing.

Servicing is required when the apparatus has been damaged in any way, such as when the power supply or plug is damaged, liquid has been spilled or objects have fallen into the apparatus, the apparatus has been exposed to rain or moisture, or when the apparatus does not operate normally or has been dropped.



Britampco.co.uk/downloads

IMPORTANT SAFETY INSTRUCTIONS
IMPORTANTI ISTRUZIONI DI SICUREZZA
CONSIGNES DE SÉCURITÉ IMPORTANTES

Follow all instructions and warnings

Please keep instructions in a safe place

Register product online: **Britampco.co.uk**



FRONT PANEL FEATURES



Input - Plug your guitar in here with a 1/4" instrument cable.

Volume - This controls the level of Gain applied to the input.

Bass - This control is used to set the amount of bass. Turn the control clockwise for more bass and counter-clockwise for less bass.

Treble - This control is used to set the amount of Treble. Turn the control clockwise for more treble and counterclockwise for less treble.

Aux - Plug in headphones with a 3.5mm jack.

Headphone Out - Plug in headphones with a 3.5mm jack.

Wireless Connection - Press black button to turn on. Blue LED will flash when searching for a media device to pair. Blue LED will stop flashing when successfully paired.

This device complies with Part 15 of the FCC Rules. Operation is subject to the following two conditions: (1) this device may not cause harmful interference, and (2) this device must accept any interference received, including interference that may cause undesired operation.

REAR PANEL FEATURES



12V DC Input - Connect with correct Hiwatt power adapter.

Power - Turns the amplifier's power on and off.

TURNING ON YOUR AMPLIFIER

- Please ensure that the voltage of your amplifier is set to the correct voltage for your country.
- Set Bass and Treble knobs to 12 o'clock.
- Plug your instrument into the Input.
- Turn on your amplifier.
- Set Volume to desired level.
- Boost or cut Bass and Treble to taste.

GETTING CREATIVE WITH TONES


CLEAN AND CLEAR

VOLUME - Set to max

GAIN - Set to zero

BASS - Set to 1 o'clock

TREBLE - Set to 1 o'clock



LOW-GAIN GRIT

VOLUME - Set to max

GAIN - Set to 9 o'clock

BASS - Set to Noon

TREBLE - Set to 1 o'clock



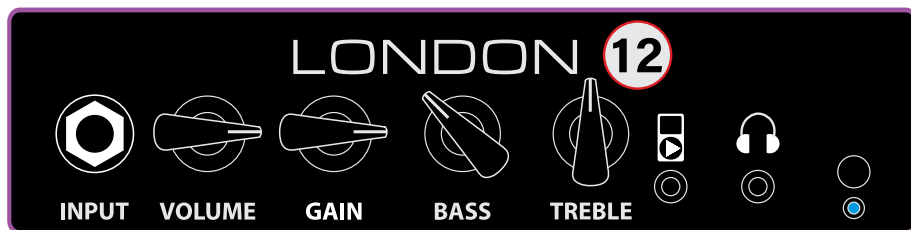
HEAVY DISTORTION

VOLUME - Set to desired volume

GAIN - Set to 3 o'clock

BASS - Set to 11 o'clock

TREBLE - Set to Noon



HIWATT



BRITISH ENGINEERING

- Hiwatt amplifiers are warranted against defects in materials and workmanship for a period of 1 year.
- Speakers, transformers, reverb tank, batteries, and tubes/valves are warranted for 90 days.
- Please note: It is your responsibility to use your equipment safely and properly, without modifications, and within specifications and with a safe power supply.
- Please note: The limited Warranty provided is non-transferable. (please register your product online and retain sales receipt and original packaging) and authorization needs to be obtained by Hiwatt Electronics (Hiwatt.co.uk) before any service work is completed by a professionally qualified Service Technician.
- Shipping costs incurred obtaining warranty service are the responsibility of the purchaser, the purchaser must obtain permission to ship any/all products prior to shipping.
- Please note: Any damages incurred in shipping must be reported to the shipper and Hiwatt Electronics immediately upon receiving the product.

Follow all instructions and warnings

Please keep instructions in a safe place

Register product online. **Hiwatt.co.uk**

Serial Number:

Date of Purchase:

Store Contact Info:




RECYCLING INFO



Hiwatt Electronics Limited

Unit 3, Plumb Units, Sandall Stones Road
Kirk Sandall, Doncaster
DN3 1QR

SALES@HIWATT.CO.UK



REGISTER PRODUCTS